

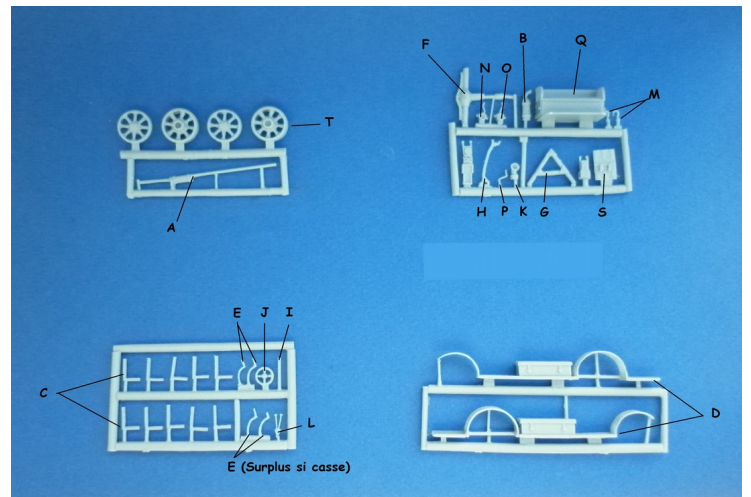

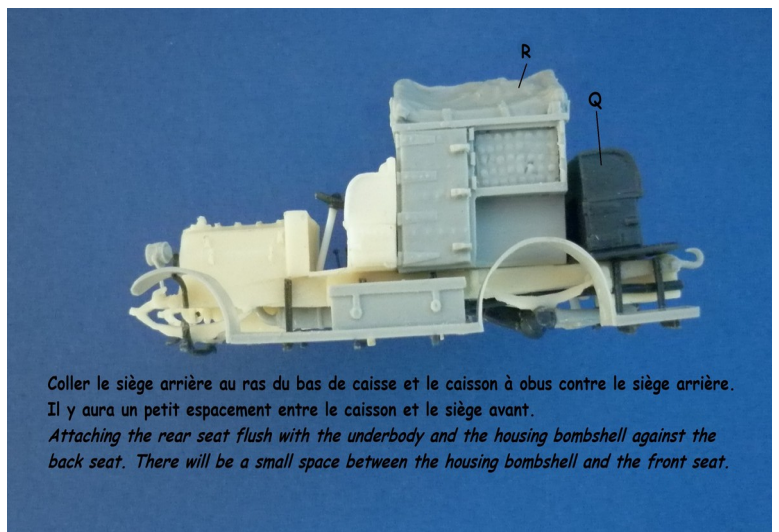







# Montage en image de l'auto-caisson De Dion-Bouton





Coller le siège arrière au ras du bas de caisse et le caisson à obus contre le siège arrière.  
 Il y aura un petit espacement entre le caisson et le siège avant.  
*Attaching the rear seat flush with the underbody and the housing bombshell against the back seat. There will be a small space between the housing bombshell and the front seat.*

